

LUMINAIRE LOCATION SUMMARY			
LUM NO.	LABEL	MTG. HT.	TILT
1 - 11	XF	11.33	0
12	XL	18.25	5
13	XL	18.599	5
14	XL	18.948	5
15	XL	19.297	5
16	XL	19.646	5
17	XL	19.995	5
18	XL	20.344	5
19	XL	20.693	5
20 - 54	XL	18.075	0
55 - 89	XL	20.875	0
90	XL	18.25	5
91	XL	18.599	5
92	XL	18.948	5
93	XL	19.297	5
94	XL	19.646	5
95	XL	19.995	5
96	XL	20.344	5
97	XL	20.693	5
98 - 103	XL	18.075	0
104 - 109	XL	20.875	0
110 - 125	XM	12	0
126 - 209	XP	18	0
210 - 220	XP	19	0
221 - 289	XP	18	0
290 - 321	XP-D	18	0
322 - 324	XP-D	19	0
325 - 374	XP-D	18	0
372 - 374	XP01	23	0
375 - 382	XP02	23	0
383, 384	XP03	23	0
385	XP04	23	0
386	XP2F	1	172
387 - 400	XR1	18.83	0
401 - 414	XR1	17.67	0
415 - 421	XT	13.5	50
422 - 424	XT1	13.5	50
425	XT2	15	0
426 - 429	XX	15.42	0
430	XX	11.33	0
431, 432	XX	9.33	0

NOTE:  
- AREA LIGHTS ON NEW 20 FT. POLES MOUNTED ON 3 FT. CONCRETE BASES  
- FOOTCANDLE LEVELS CALCULATED AT GRADE USING INITIAL LUMEN VALUES  
UNLESS NOTED OTHERWISE.

CALCULATION SUMMARY					
LABEL	AVG	MAX	MIN	AVG/MIN	MAX/MIN
SITE PAVED AREA	4.69	29.0	1.3	3.61	22.31
UNDEFINED	0.26	7.1	0.0	N.A.	N.A.
UNDER CANOPY	43.58	57	24	1.82	2.38

THIS SITE IS LOCATED IN A REGION WHERE LIGHTING IS  
REGULATED BY LOCAL ORDINANCES

LUMINAIRE SCHEDULE									
SYMBOL	QTY	LABEL	ARRANGEMENT	LUMENS	LLF	BUG RATING	WATTS/LUMINAIRE	TOTAL WATTS	CATALOG LOGIC
	11	XF	Single	1037	1.000	N.A.	10	110	ORDX4-10-409-M-CSTM-RB-UDM
	98	XL	SINGLE	136	1.000	N.A.	4.12	403.76	BLAIR COMPANIES 4 FT. LINEAR STRIP LIGHT (BY OTHERS, SHOWN FOR CONTRIBUTION)
	16	XM	SINGLE	136	0.700	N.A.	4.12	65.92	Blair Companies LB-110-00-XX-025-RD(1)FR4-15
	164	XP	Single	305	1.000	N.A.	3.66	600.24	P-LED STREET WRAP FLEX BACK BEND 4000K
	82	XP-D	Single	25	1.000	N.A.	0.305	25.01	P-LED STREET WRAP FLEX BACK BEND 4000K
	3	XP01	Single	9717	1.020	B1-U0-G3	94	282	LITHONIA LIGHTING DSX0 LED P4 40K 70CRI T4M MVOLT SPA FAO HS DXXXX
	8	XP02	Single	9647	1.020	B1-U0-G3	94	752	LITHONIA LIGHTING DSX0 LED P4 40K 70CRI T3M MVOLT SPA FAO HS DXXXX
	2	XP03	Single	11295	1.020	B2-U0-G3	94	188	Lithonia Lighting DSX0 LED P4 40K 70CRI T4M MVOLT SPA FAO DXXXX
	1	XP04	2 @ 90 degrees	11295	1.020	B2-U0-G3	94	188	Lithonia Lighting DSX0 LED P4 40K 70CRI T4M MVOLT SPA FAO DXXXX
	1	XP2F	Single	11830	1.030	N.A.	100	100	LITHONIA LIGHTING DSXF2 LED P3 40K 70CRI NSP MVOLT IS DXXXX + MOUNTING POST
	28	XR1	Single	12703	1.020	B3-U0-G1	90	2520	Lithonia Lighting RCNY LED AL02 50K 90CRI SYMF MVOLT BZS DWHXD SETTING 5
	7	XT	Single	1840	1.000	N.A.	20	140	SPI Lighting Inc. SEW12146 5FT L20W AN08 120-277V 4000K PSE SMA OAP (6.00 IN.) FIXT. HEAD FACTORY SET TO 50 DEGREE TILT AWAY FROM BLDG.
	3	XT1	Single	1472	1.000	N.A.	16	48	SPI Lighting Inc. SEW12146 4FT L16W AN08 120-277V 4000K PSE SMA OAP (6.00 IN.) FIXT. HEAD FACTORY SET TO 50 DEGREE TILT AWAY FROM BLDG.
	1	XT2	Single	2208	1.000	N.A.	24	24	SPI Lighting Inc. SEW12146 6FT L24W AN08 120-277V 4000K SMA PSE OAP12
	7	XX	Single	1921	1.000	B1-U0-G0	16	112	WILLIAMS OUTDOOR VWM-H-L17/840-TL-DBZ-CGL-DIM-UNV (BRONZE COLOR 80CRI)







QTY	LABEL	DESCRIPTION
WALL MOUNTED	 7 XT	SEW12146 5FT L20W AN08 120-277V 4000K PSE SMA OAP (6.00 IN.) FIXT. HEAD FACTORY SET TO 50 DEGREE TILT AWAY FROM BLDG.
		

## Styk Exterior Wall - Stem

SEW12146 2.20 in

JOB NAME: SHEETZ  
TYPE: 4' Awning Light  
NOTES: Fixture head to be fixed at a 50 degree angle down away from the building.  
Please Note: Default specifications "DF\_XXX" will not appear in the ordering code.

### DESCRIPTION

Styk was built to provide the most lumens with the smallest luminaire package, while optimizing life. Not limited to decorative lighting, effective functional lighting is provided through the optimal light control in this minimal package. It's three optical offerings enable tremendous flexibility including wall washing, wall grazing, and asymmetric lighting solutions. It is excellent at lighting signs and facades. The family features wall, ceiling, and pendant models in a variety of stylish, clean mounting options. Available in 1' to 8' lengths, Styk can be mounted individually or configured in runs.

### FEATURES & BENEFITS

- Sleek 1.5" diameter housing
- A forward throw optic, for even wall wash illumination, is standard
- Symmetrical optic options are available for more volumetric illumination
- Lamp body can be rotated up to 330° and locks into position for precise fixture alignment
- Up to 1,450 lumens per foot delivered (with Forward Throw distribution)
- Up to 18" projection with no vertical support needed
- Anodized finish provides durable corrosion protection
- All visible fasteners are flush mounted, providing a clean design
- Handcrafted in USA, BABA Compliant



### SPECIFICATIONS

- **LIGHT SOURCE:** IP66 white LED light engine
- **CRI:** 80+ or 90+
- **LUMEN MAINTENANCE:** L70 >=50,000 Hrs.
- **EFFICACY:** 102 lm/W delivered (with Forward Throw distribution)
- **CCT:** 2700K, 3000K, 3500K, 4000K, 5000K
- **VOLTAGE:** 120-277V standard
- **DRIVER:** Includes one remote damp listed Class 2 power supply and either a damp location or wet location enclosure, except

SPI LIGHTING

P:262.242.1420 | SPIteam@spilighting.com | Last Revised: 1/24/2025 | Design Rights Reserved | SEW12146 | 1 of 8

8FT-L113W which has two. Black power cord standard unless otherwise specified. Max distance to the driver (including OAP) is: #18 AWG = 50', #16 AWG = 75', #14 AWG = 100'. For extended distances, contact factory.

- **DIMMING:** 0-10V controls standard to 1%
- **CONTROLS:** Contact factory for control options (e.g., Lutron Athena, Current NX, nLight, Enlighted, Encelium, Wattstopper, WaveLinx, or Casambi).
- **EMERGENCY:** Remote battery option is provided with 10W Constant Power Battery back-up, providing 90 Minutes of Emergency operation. Contact factory for other Emergency options.
- **INTEGRATED SURGE PROTECTION:** LED components are protected against minor surge events
- **CONSTRUCTION:** Extruded aluminum construction provides durable protection for internal components and is recyclable
- **FINISH:** Housing available in anodized finishes only. End caps and mounting components painted to match.
- **MODIFICATIONS:** Consult factory for all modification requests, including RGB and static LED colors
- **APPROVALS:** ETL listed to UL standards (US and Canada) for use in wet locations

QTY	LABEL	DESCRIPTION
WALL MOUNTED	 3 XT1	SEW12146 4FT L16W AN08 120-277V 4000K PSE SMA OAP (6.00 IN.) FIXT. HEAD FACTORY SET TO 50 DEGREE TILT AWAY FROM BLDG.
		

## Styk Exterior Wall - Stem

SEW12146 2.20 in

JOB NAME: SHEETZ  
TYPE: 4' Awning Light  
NOTES: Fixture head to be fixed at a 50 degree angle down away from the building.  
Please Note: Default specifications "DF\_XXX" will not appear in the ordering code.

### DESCRIPTION

Styk was built to provide the most lumens with the smallest luminaire package, while optimizing life. Not limited to decorative lighting, effective functional lighting is provided through the optimal light control in this minimal package. It's three optical offerings enable tremendous flexibility including wall washing, wall grazing, and asymmetric lighting solutions. It is excellent at lighting signs and facades. The family features wall, ceiling, and pendant models in a variety of stylish, clean mounting options. Available in 1' to 8' lengths, Styk can be mounted individually or configured in runs.

### FEATURES & BENEFITS

- Sleek 1.5" diameter housing
- A forward throw optic, for even wall wash illumination, is standard
- Symmetrical optic options are available for more volumetric illumination
- Lamp body can be rotated up to 330° and locks into position for precise fixture alignment
- Up to 1,450 lumens per foot delivered (with Forward Throw distribution)
- Up to 18" projection with no vertical support needed
- Anodized finish provides durable corrosion protection
- All visible fasteners are flush mounted, providing a clean design
- Handcrafted in USA, BABA Compliant



### SPECIFICATIONS



- **LIGHT SOURCE:** IP66 white LED light engine
- **CRI:** 80+ or 90+
- **LUMEN MAINTENANCE:** L70 >=50,000 Hrs.
- **EFFICACY:** 102 lm/W delivered (with Forward Throw distribution)
- **CCT:** 2700K, 3000K, 3500K, 4000K, 5000K
- **VOLTAGE:** 120-277V standard
- **DRIVER:** Includes one remote damp listed Class 2 power supply and either a damp location or wet location enclosure, except

SPI LIGHTING

P:262.242.1420 | SPIteam@spilighting.com | Last Revised: 1/24/2025 | Design Rights Reserved | SEW12146 | 1 of 8

8FT-L113W which has two. Black power cord standard unless otherwise specified. Max distance to the driver (including OAP) is: #18 AWG = 50', #16 AWG = 75', #14 AWG = 100'. For extended distances, contact factory.

- **DIMMING:** 0-10V controls standard to 1%
- **CONTROLS:** Contact factory for control options (e.g., Lutron Athena, Current NX, nLight, Enlighted, Encelium, Wattstopper, WaveLinx, or Casambi).
- **EMERGENCY:** Remote battery option is provided with 10W Constant Power Battery back-up, providing 90 Minutes of Emergency operation. Contact factory for other Emergency options.
- **INTEGRATED SURGE PROTECTION:** LED components are protected against minor surge events
- **CONSTRUCTION:** Extruded aluminum construction provides durable protection for internal components and is recyclable
- **FINISH:** Housing available in anodized finishes only. End caps and mounting components painted to match.
- **MODIFICATIONS:** Consult factory for all modification requests, including RGB and static LED colors
- **APPROVALS:** ETL listed to UL standards (US and Canada) for use in wet locations

QTY	LABEL	DESCRIPTION
WALL MOUNTED	 1 XT2	SEW12146 6FT L24W AN08 120-277V 4000K SMA PSE OAP12
		

## Styk Exterior Wall - Stem

SEW12146 2.20 in


JOB NAME: SHEETZ  
TYPE: 4' Awning Light  
NOTES: Fixture head to be fixed at a 50 degree angle down away from the building.  
Please Note: Default specifications "DF\_XXX" will not appear in the ordering code.

### DESCRIPTION

Styk was built to provide the most lumens with the smallest luminaire package, while optimizing life. Not limited to decorative lighting, effective functional lighting is provided through the optimal light control in this minimal package. It's three optical offerings enable tremendous flexibility including wall washing, wall grazing, and asymmetric lighting solutions. It is excellent at lighting signs and facades. The family features wall, ceiling, and pendant models in a variety of stylish, clean mounting options. Available in 1' to 8' lengths, Styk can be mounted individually or configured in runs.

### FEATURES & BENEFITS

- Sleek 1.5" diameter housing
- A forward throw optic, for even wall wash illumination, is standard
- Symmetrical optic options are available for more volumetric illumination
- Lamp body can be rotated up to 330° and locks into position for precise fixture alignment
- Up to 1,450 lumens per foot delivered (with Forward Throw distribution)
- Up to 18" projection with no vertical support needed
- Anodized finish provides durable corrosion protection
- All visible fasteners are flush mounted, providing a clean design
- Handcrafted in USA, BABA Compliant



### SPECIFICATIONS

- **LIGHT SOURCE:** IP66 white LED light engine
- **CRI:** 80+ or 90+
- **LUMEN MAINTENANCE:** L70 >=50,000 Hrs.
- **EFFICACY:** 102 lm/W delivered (with Forward Throw distribution)
- **CCT:** 2700K, 3000K, 3500K, 4000K, 5000K
- **VOLTAGE:** 120-277V standard
- **DRIVER:** Includes one remote damp listed Class 2 power supply and either a damp location or wet location enclosure, except

SPI LIGHTING

P:262.242.1420 | SPIteam@spilighting.com | Last Revised: 1/24/2025 | Design Rights Reserved | SEW12146 | 1 of 8

8FT-L113W which has two. Black power cord standard unless otherwise specified. Max distance to the driver (including OAP) is: #18 AWG = 50', #16 AWG = 75', #14 AWG = 100'. For extended distances, contact factory.

- **DIMMING:** 0-10V controls standard to 1%
- **CONTROLS:** Contact factory for control options (e.g., Lutron Athena, Current NX, nLight, Enlighted, Encelium, Wattstopper, WaveLinx, or Casambi).
- **EMERGENCY:** Remote battery option is provided with 10W Constant Power Battery back-up, providing 90 Minutes of Emergency operation. Contact factory for other Emergency options.
- **INTEGRATED SURGE PROTECTION:** LED components are protected against minor surge events
- **CONSTRUCTION:** Extruded aluminum construction provides durable protection for internal components and is recyclable
- **FINISH:** Housing available in anodized finishes only. End caps and mounting components painted to match.
- **MODIFICATIONS:** Consult factory for all modification requests, including RGB and static LED colors
- **APPROVALS:** ETL listed to UL standards (US and Canada) for use in wet locations

QTY	LABEL	DESCRIPTION
WALL MOUNTED	 7 XX	VWM-H-L17/840-TL-DB2-CGL-DIM-UNV (BRONZE COLOR 80CRI)
		

## Shimstone Design Studio

SEW12146 2.20 in

JOB NAME: SHEETZ  
TYPE: 4' Awning Light  
NOTES: Fixture head to be fixed at a 50 degree angle down away from the building.  
Please Note: Default specifications "DF\_XXX" will not appear in the ordering code.

### DESCRIPTION

Styk was built to provide the most lumens with the smallest luminaire package, while optimizing life. Not limited to decorative lighting, effective functional lighting is provided through the optimal light control in this minimal package. It's three optical offerings enable tremendous flexibility including wall washing, wall grazing, and asymmetric lighting solutions. It is excellent at lighting signs and facades. The family features wall, ceiling, and pendant models in a variety of stylish, clean mounting options. Available in 1' to 8' lengths, Styk can be mounted individually or configured in runs.

### FEATURES & BENEFITS

- Sleek 1.5" diameter housing
- A forward throw optic, for even wall wash illumination, is standard
- Symmetrical optic options are available for more volumetric illumination
- Lamp body can be rotated up to 330° and locks into position for precise fixture alignment
- Up to 1,450 lumens per foot delivered (with Forward Throw distribution)
- Up to 18" projection with no vertical support needed
- Anodized finish provides durable corrosion protection
- All visible fasteners are flush mounted, providing a clean design
- Handcrafted in USA, BABA Compliant

### SPECIFICATIONS

- **LIGHT SOURCE:** IP66 white LED light engine
- **CRI:** 80+ or 90+
- **LUMEN MAINTENANCE:** L70 >=50,000 Hrs.
- **EFFICACY:** 102 lm/W delivered (with Forward Throw distribution)
- **CCT:** 2700K, 3000K, 3500K, 4000K, 5000K
- **VOLTAGE:** 120-277V standard
- **DRIVER:** Includes one remote damp listed Class 2 power supply and either a damp location or wet location enclosure, except

SPI LIGHTING

P:262.242.1420 | SPIteam@spilighting.com | Last Revised: 1/24/2025 | Design Rights Reserved | SEW12146 | 1 of 8

## Shimstone Design Studio

SEW12146 2.20 in

JOB NAME: SHEETZ  
TYPE: 4' Awning Light  
NOTES: Fixture head to be fixed at a 50 degree angle down away from the building.  
Please Note: Default specifications "DF\_XXX" will not appear in the ordering code.

### DESCRIPTION

Styk was built to provide the most lumens with the smallest luminaire package, while optimizing life. Not limited to decorative lighting, effective functional lighting is provided through the optimal light control in this minimal package. It's three optical offerings enable tremendous flexibility including wall washing, wall grazing, and asymmetric lighting solutions. It is excellent at lighting signs and facades. The family features wall, ceiling, and pendant models in a variety of stylish, clean mounting options. Available in 1' to 8' lengths, Styk can be mounted individually or configured in runs.

### FEATURES & BENEFITS

- Sleek 1.5" diameter housing
- A forward throw optic, for even wall wash illumination, is standard
- Symmetrical optic options are available for more volumetric illumination
- Lamp body can be rotated up to 330° and locks into position for precise fixture alignment
- Up to 1,450 lumens per foot delivered (with Forward Throw distribution)
- Up to 18" projection with no vertical support needed
- Anodized finish provides durable corrosion protection
- All visible fasteners are flush mounted, providing a clean design
- Handcrafted in USA, BABA Compliant

### SPECIFICATIONS

- **LIGHT SOURCE:** IP66 white LED light engine
- **CRI:** 80+ or 90+
- **LUMEN MAINTENANCE:** L70 >=50,000 Hrs.
- **EFFICACY:** 102 lm/W delivered (with Forward Throw distribution)
- **CCT:** 2700K, 3000K, 3500K, 4000K, 5000K
- **VOLTAGE:** 120-277V standard
- **DRIVER:** Includes one remote damp listed Class 2 power supply and either a damp location or wet location enclosure, except

SPI LIGHTING

P:262.242.1420 | SPIteam@spilighting.com | Last Revised: 1/24/2025 | Design Rights Reserved | SEW12146 | 1 of 8

## Shimstone Design Studio

SEW12146 2.20 in

JOB NAME: SHEETZ  
TYPE: 4' Awning Light  
NOTES: Fixture head to be fixed at a 50 degree angle down away from the building.  
Please Note: Default specifications "DF\_XXX" will not appear in the ordering code.

### DESCRIPTION

Styk was built to provide the most lumens with the smallest luminaire package, while optimizing life. Not limited to decorative lighting, effective functional lighting is provided through the optimal light control in this minimal package. It's three optical offerings enable tremendous flexibility including wall washing, wall grazing, and asymmetric lighting solutions. It is excellent at lighting signs and facades. The family features wall, ceiling, and pendant models in a variety of stylish, clean mounting options. Available in 1' to 8' lengths, Styk can be mounted individually or configured in runs.

## SHEETZ 2.0

SEW12146 2.20 in

JOB NAME: SHEETZ  
TYPE: 4' Awning Light  
NOTES: Fixture head to be fixed at a 50 degree angle down away from the building.  
Please Note: Default specifications "DF\_XXX" will not appear in the ordering code.

### DESCRIPTION

Styk was built to provide the most lumens with the smallest luminaire package, while optimizing life. Not limited to decorative lighting, effective functional lighting is provided through the optimal light control in this minimal package. It's three optical offerings enable tremendous flexibility including wall washing, wall grazing, and asymmetric lighting solutions. It is excellent at lighting signs and facades. The family features wall, ceiling, and pendant models in a variety of stylish, clean mounting options. Available in 1' to 8' lengths, Styk can be mounted individually or configured in runs.

### FEATURES & BENEFITS

- Sleek 1.5" diameter housing
- A forward throw optic, for even wall wash illumination, is standard
- Symmetrical optic options are available for more volumetric illumination
- Lamp body can be rotated up to 330° and locks into position for precise fixture alignment
- Up to 1,450 lumens per foot delivered (with Forward Throw distribution)
- Up to 18" projection with no vertical support needed
- Anodized finish provides durable corrosion protection
- All visible fasteners are flush mounted, providing a clean design
- Handcrafted in USA, BABA Compliant

### SPECIFICATIONS

- **LIGHT SOURCE:** IP66 white LED light engine
- **CRI:** 80+ or 90+
- **LUMEN MAINTENANCE:** L70 >=50,000 Hrs.
- **EFFICACY:** 102 lm/W delivered (with Forward Throw distribution)
- **CCT:** 2700K, 3000K, 3500K, 4000K, 5000K
- **VOLTAGE:** 120-277V standard
- **DRIVER:** Includes one remote damp listed Class 2 power supply and either a damp location or wet location enclosure, except

SPI LIGHTING

P:262.242.1420 | SPIteam@spilighting.com | Last Revised: 1/24/2025 | Design Rights Reserved | SEW12146 | 1 of 8

## Shimstone Design Studio

SEW12146 2.20 in

JOB NAME: SHEETZ  
TYPE: 4' Awning Light  
NOTES: Fixture head to be fixed at a 50 degree angle down away from the building.  
Please Note: Default specifications "DF\_XXX" will not appear in the ordering code.

### DESCRIPTION

Styk was built to provide the most lumens with the smallest luminaire package, while optimizing life. Not limited to decorative lighting, effective functional lighting is provided through the optimal light control in this minimal package. It's three optical offerings enable tremendous flexibility including wall washing, wall grazing, and asymmetric lighting solutions. It is excellent at lighting signs and facades. The family features wall, ceiling, and pendant models in a variety of stylish, clean mounting options. Available in 1' to 8' lengths, Styk can be mounted individually or configured in runs.

### FEATURES & BENEFITS

- Sleek 1.5" diameter housing
- A forward throw optic, for even wall wash illumination, is standard
- Symmetrical optic options are available for more volumetric illumination
- Lamp body can be rotated up to 330° and locks into position for precise fixture alignment
- Up to 1,450 lumens per foot delivered (with Forward Throw distribution)
- Up to 18" projection with no vertical support needed
- Anodized finish provides durable corrosion protection
- All visible fasteners are flush mounted, providing a clean design
- Handcrafted in USA, BABA Compliant

### SPECIFICATIONS

- **LIGHT SOURCE:** IP66 white LED light engine
- **CRI:** 80+ or 90+
- **LUMEN MAINTENANCE:** L70 >=50,000 Hrs.
- **EFFICACY:** 102 lm/W delivered (with Forward Throw distribution)
- **CCT:** 2700K, 3000K, 3500K, 4000K, 5000K
- **VOLTAGE:** 120-277V standard
- **DRIVER:** Includes one remote damp listed Class 2 power supply and either a damp location or wet location enclosure, except

SPI LIGHTING

P:262.242.1420 | SPIteam@spilighting.com | Last Revised: 1/24/2025 | Design Rights Reserved | SEW12146 | 1 of 8



1340 Kemper Meadow Dr. Forest Park, OH 45240  
513-674-9500 | redleonard.com

PROJECT NAME:  
**SHEETZ #416**  
**ZEBULON, NC**  
DRAWING NUMBER:  
**RL-10222-S1-R1**



ANY SITE PLAN(S), FLOOR PLAN(S), RENDERING(S), LIGHTING LAYOUT(S) AND PHOTOMETRIC PLAN(S) INCLUDING BUT NOT LIMITED TO ANY PROJECT(S) CREATED/PRODUCED BY RED LEONARD ASSOCIATES INC., ARE ONLY INTENDED FOR ILLUSTRATION AND QUOTING PURPOSES ONLY. RED LEONARD ASSOCIATES HAS THE RIGHT TO USE THIRD PARTY LASERS, SCANNERS, AND CAMERAS BUT ACTUAL PROJECT CONDITIONS, DIMENSIONS, AND ACCURACY OF MEASUREMENTS MAY DIFFER FROM THESE OR ANY PARAMETERS. RED LEONARD ASSOCIATES INC. ASSUMES NO LIABILITY FOR WHAT IS CREATED/PRODUCED IN THESE RECREATIONS. THIS INCLUDES BUT IS NOT LIMITED TO THE USE OF, INSTALLATION OF AND/OR INTEGRITY OF EXISTING BUILDINGS(S), SURROUNDING AREA FOR PRODUCT(S) SUCH AS EXISTING POLES(S), ANCHOR BOLTS(S), BASE(S), ARCHITECTURAL AND SIGNAGE STRUCTURE(S), LANDSCAPING PLAN(S), LIGHTING PLAN(S), FIXTURE SELECTION(S) AND PLACEMENT, MATERIAL(S), COLOR ACCURACY, TEXTURE(S), AND ANYTHING ATTRIBUTED TO PHOTO REALISM THAT IS CREATED. FURTHERMORE, RED LEONARD ASSOCIATES INC. DOES NOT ASSUME LIABILITY WHATSOEVER FOR ANY PURCHASES MADE BY CLIENT BEFORE, DURING, OR AT THE CONCLUSION OF THE PUBLISHED WORK. THE CUSTOMER, ITS RELATIVE AFFILIATES, AS WELL AS ANY OTHER PERSON(S) IN VIEWING OF THIS PRODUCT IS RESPONSIBLE FOR VERIFYING COMPLIANCE WITH ANY BUT NOT LIMITED TO ALL CODES, PERMITS, RESTRICTIONS, INSTRUCTIONS, PURCHASES, AND INSTALLATIONS OF OBJECTS VIEWED WITHIN THIS DOCUMENT(S) OR PROJECT(S). SYMBOLS ARE NOT DRAWN TO SCALE. SIZE IS FOR CLARITY PURPOSES ONLY. SIZES AND DIMENSIONS ARE APPROXIMATE. ACTUAL MEASUREMENTS MAY VARY. DRAWINGS ARE NOT INTENDED FOR ENGINEERING OR CONSTRUCTION USE. THIS DOCUMENT, ANY RED LEONARD DRAWING(S), OR PROJECT(S) IS NOT TO BE USED AND/OR INTENDED FOR ENGINEERING OR CONSTRUCTION PURPOSES, BUT FOR ILLUSTRATIVE PURPOSES ONLY. ANY USE OF THIS DOCUMENTATION AND/OR OTHER ARTICLES PRODUCED BY RED LEONARD WITHOUT WRITTEN AUTHORIZATION FROM JAYME L. LEONARD IS STRICTLY PROHIBITED.